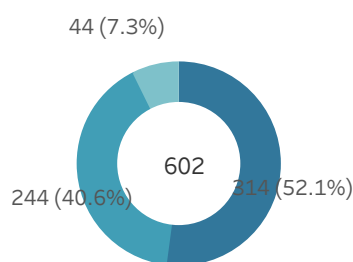


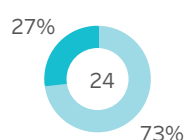
## OVERVIEW [at 1st January] (Eurostat)

Population 2018  
(in thousands)

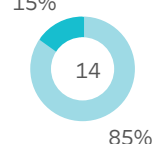
Nationals  
EU Mobile  
Non-EU

Annual flows 2017  
(in thousands)

Immigration



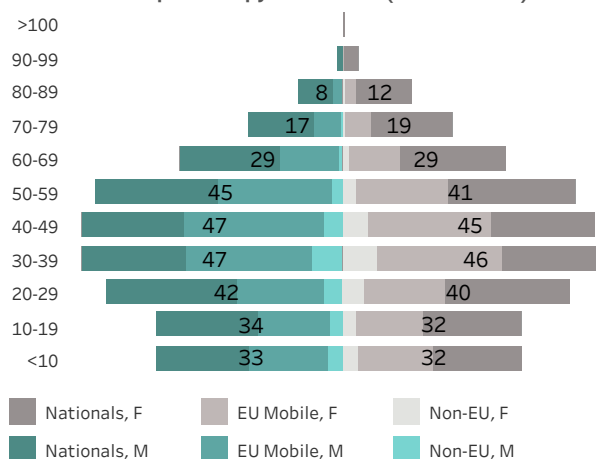
Emigration



within EU  
outside EU

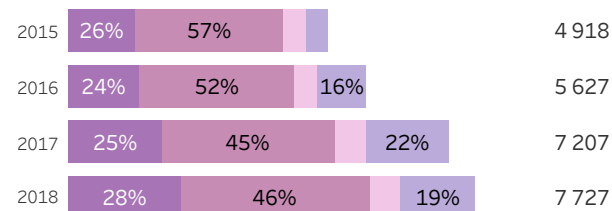
## DEMOGRAPHY [at 1st January] (Eurostat)

Population pyramid 2018 (in thousands)

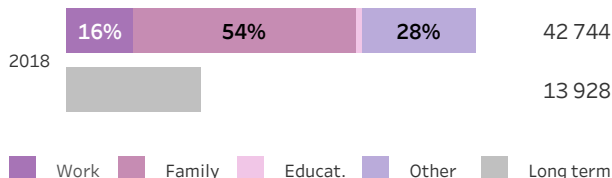


## RESIDENCE PERMITS (Eurostat)

First residence permits issued during the year

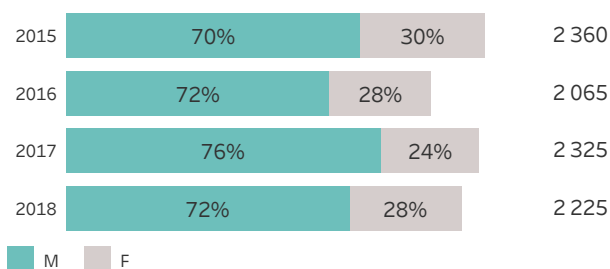


Valid residence permits at the end of the year

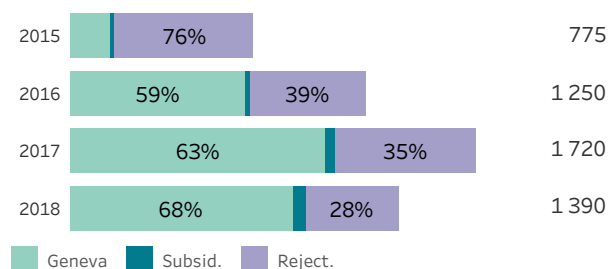


## ASYLUM [1st instance] (Eurostat)

First time applications

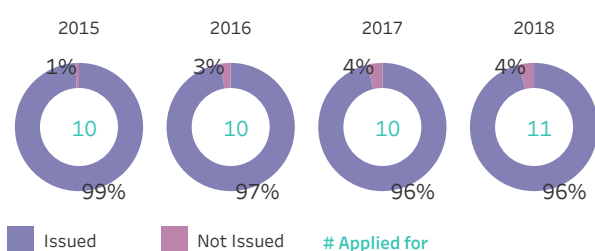


First instance decisions



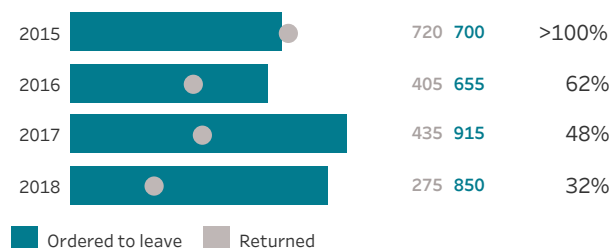
## SCHENGEN VISAS (HOME)

Visas applied for, issued and not issued (in thousands)



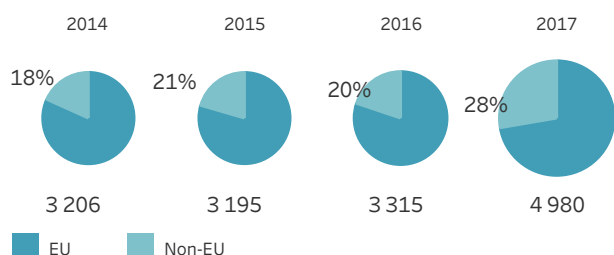
## IRREGULAR MIGRATION (Eurostat)

Persons ordered to leave, persons returned and return rate

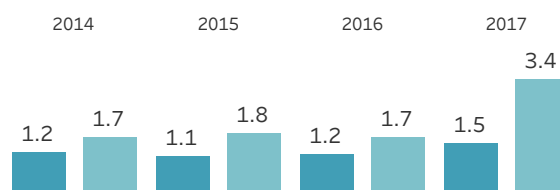


## NATURALISATION (Eurostat)

Foreign citizens who have acquired citizenship during the year

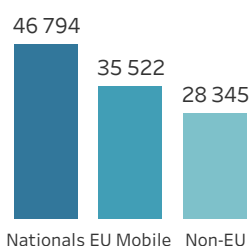


Share of foreign citizens who have acquired citizenship [%]

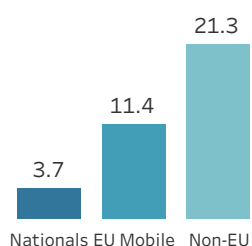


## SOCIAL INCLUSION - 2018 (Eurostat)

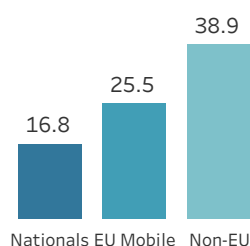
Median equivalised net income (18+) [EUR]



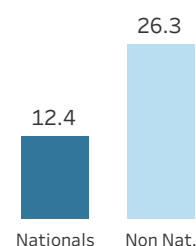
Overcrowding rate (18+) [%] (Household)



Persons at risk of poverty or social exclusion (18+) [%]

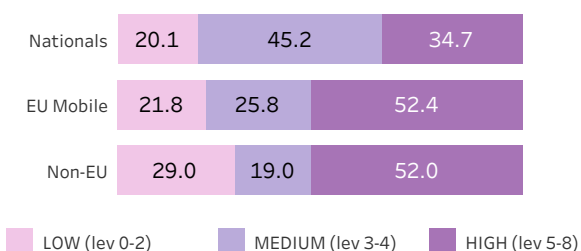


At risk of poverty rate for children [%]

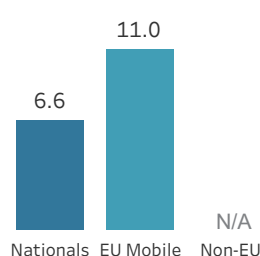


## EDUCATION - 2018 (Eurostat)

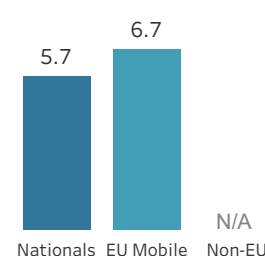
Population by educational attainment (25-64) [%]



NEET (18-24) [%]

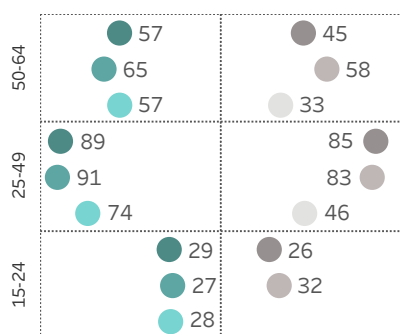


Early school leavers (18-24) [%]

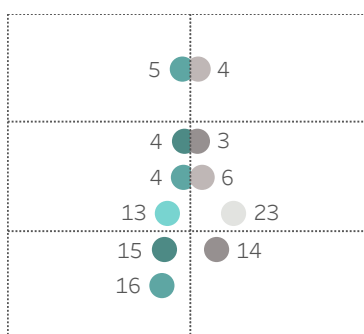


## LABOUR MARKET - 2018 (Eurostat)

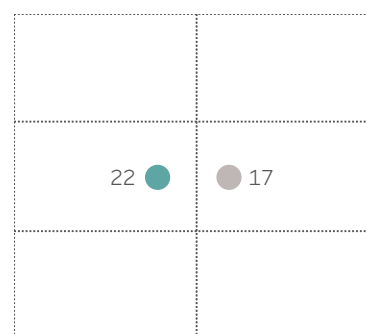
Employment rate [%]



Unemployment rate [%]



Long term unemployment rate [%]



Employment rate by educational attainment (15-64) [%]

